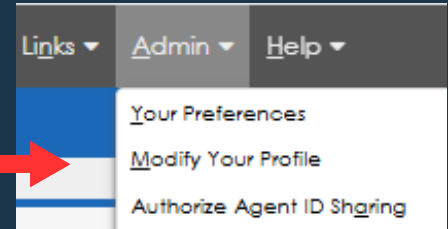


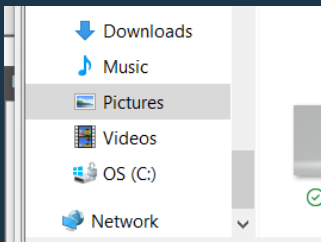
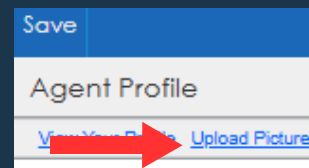
ADDING OR REPLACING YOUR PROFILE PICTURE



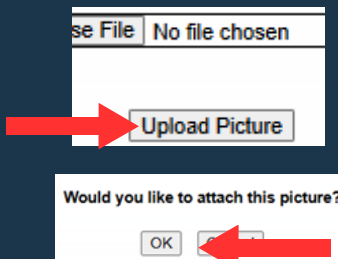
In Rapattoni, select **Modify Your Profile** under the **Admin** option on the toolbar.



Select **Upload Picture** at the top. Then click **Choose File**.



Select the photo from your computer file. The photo must be 400 pixels tall, and the file name can only contain letters and numbers.



Once you've chosen the photo, click **Upload the Photo** and **Confirm**. Finally, click **SAVE** at the upper left.