MLS Monthly Update Summary - 10/27/2020

	Sept 2019	Aug 2020	Sept 2020	Month Variance 20-19	2020 Total/Avg YTD	YTD Variance 20-19
Membership:						
Offices	690	707	711	3.04%	705	2.17%
Licensees	6,058	6,126	6,223	2.72%	6056	2.02%
Appraisers (Included)	238	239	239	0.42%	236	0.85%
Active Inventory	7,212	4,383	4,437	-38.48%	4,906	-28.17%
Residential	4,586	2,409	2,506	-45.36%	2,729	-35.17%
Multi-Fam. & Apts.	209	175	173	-17.22%	155	-36.48%
Commercial & Indus.	544	467	457	-15.99%	492	-10.07%
Land & Lots	1,873	1,332	1,301	-30.54%	1,530	-16.39%
Lease / Rental	163	120	118	-27.61%	137	-18.82%
New Listings (Total)	3,260	3,286	3,295	1.07%	27,680	-9.45%
New Listings (SF&C)	2,832	2,902	2,873	1.45%	24,351	-8.44%
Lender Involved-Listings	3.92%	1.86%	3.24%	-17.41%	3.51%	-13.66%
Expirations	341	272	257	-24.63%	277	-17.02%
Cancelled (SF&C)	488	293	351	-28.07%	312	-29.06%
New Pending Sales						
New (SF&C)	2,341	2,892	2,640	12.77%	2,582	1.82%
Lender Involved-Listings	3.37%	2.46%	2.31%	-31.53%	3.80%	-15.77%
New (Monthly) Total	2,595	3,171	2,954	13.83%	2,844	3.51%
Total BOM	551	604	629	14.16%	592	0.00%
Total Waiting To Close	3,666	4,551	4,405	20.16%	4,094	-2.63%
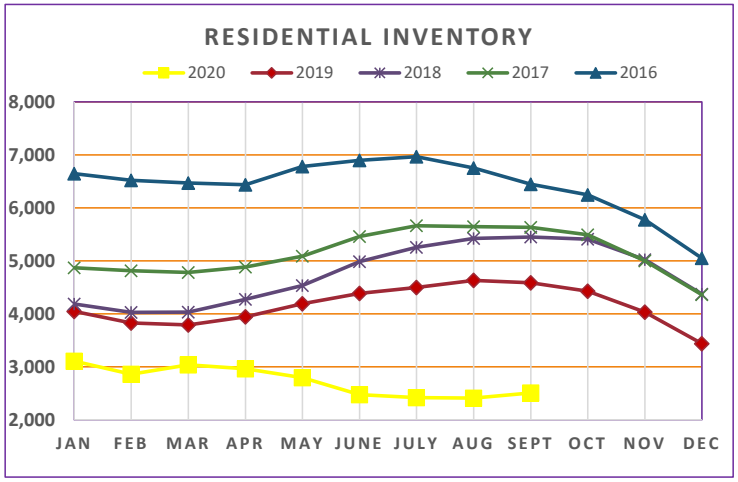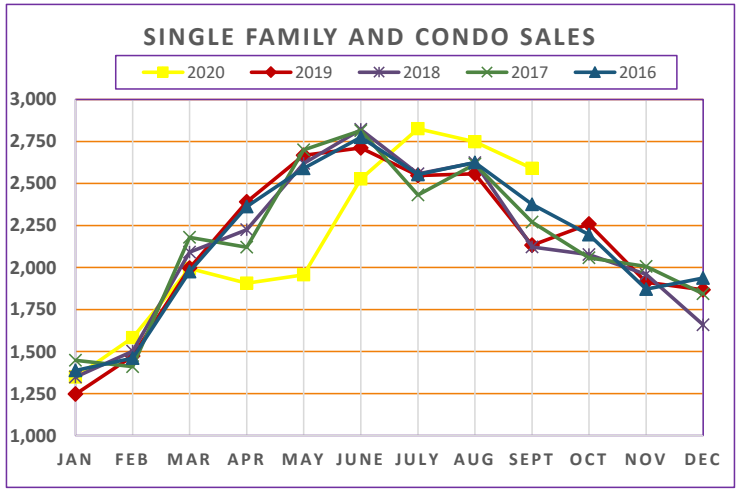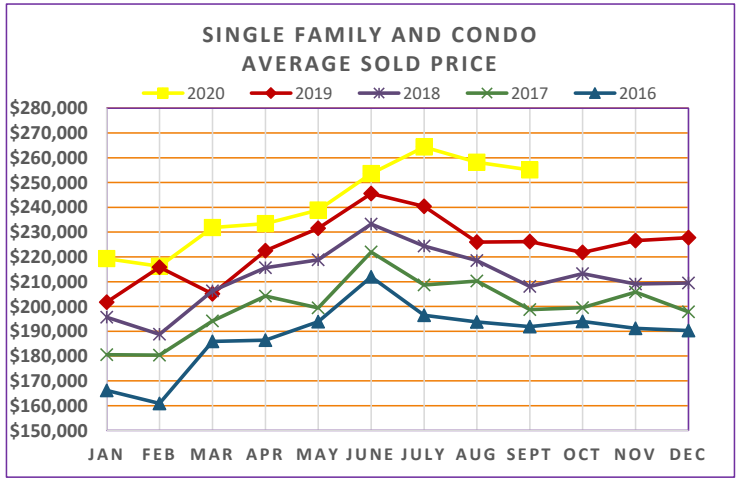
Closings:	Sept 2019	Aug 2020	Sept 2020	Month Variance 20-19	2020 Total/Avg YTD	YTD Variance 20-19
Total Single Fam & Condo Sales	2,133	2,749	2,590	21.43%	19,479	-1.23%
Total $ Volume **(000's)**	$482,505	$709,720	$660,726	36.94%	$4,770,549	6.80%
Average Sale Price	$226,210	$258,174	$255,107	12.77%	$244,907	8.14%
Single Family	1,917	2,456	2,308	20.40%	17,360	-1.00%
$ Volume (000's)	$446,005	$658,466	$607,520	36.21%	$4,380,339	7.44%
Avg. DOM	27	22	17	-37.04%	29	-14.80%
Avg. CDOM	36	28	21	-41.67%	37	-17.54%
Avg. Price	$232,658	$268,105	$263,224	13.14%	$252,324	8.53%
Median Price	$189,000	$234,000	$224,900	18.99%	$208,861	10.80%
Condominiums	216	293	282	30.56%	2,119	-3.11%
$ Volume **(000's)**	$36,500	$51,255	$53,207	45.77%	$390,490	0.21%
Avg. DOM	28	24	23	-17.86%	32	-10.13%
Avg. CDOM	31	27	28	-9.68%	37	-12.47%
Avg. Price	$168,981	$174,932	$188,677	11.66%	$184,280	3.43%
Median Price	$140,450	$144,900	$155,000	10.36%	$154,172	9.14%
Lender Involved -Sales	4.22%	2.95%	2.51%	-40.52%	4.12%	-15.70%
Multi-Family (2-4)	68	65	77	13.24%	539	-11.78%
$ Volume **(000's)**	$10,122	$10,992	$12,268	21.20%	$89,602	2.69%