

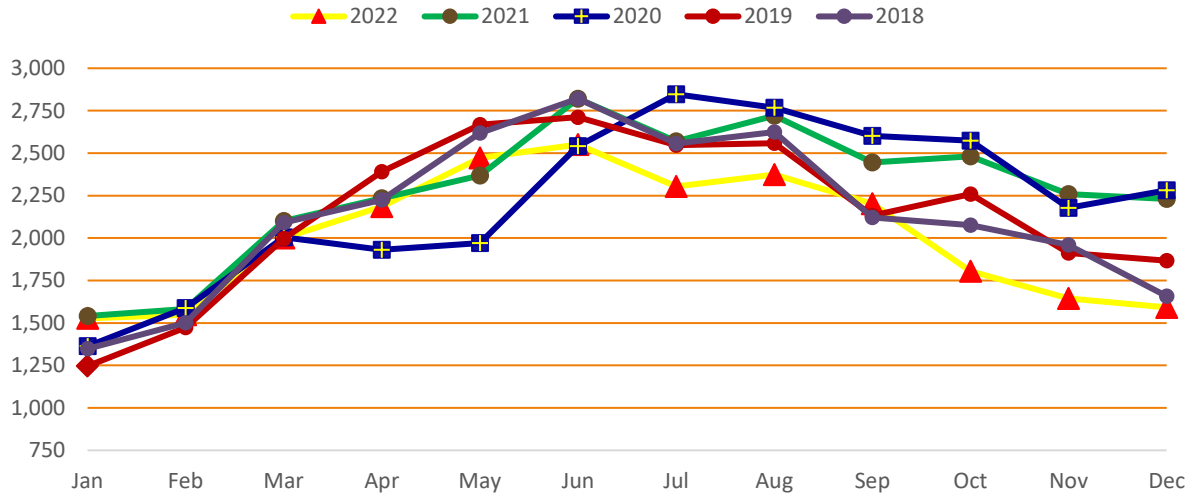
MLS of Greater Cincinnati - Charts for the Month: **December 2022**

The following descriptions and charts provide an overview of what has occurred in the MLS over the past month.

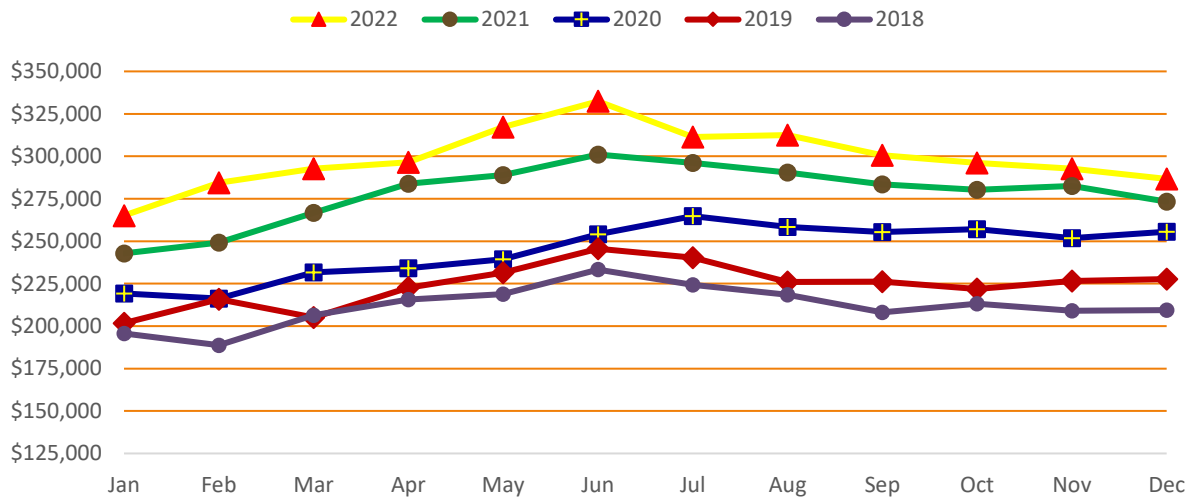
- 1) **Single Family and Condo - Units Sold** – shows the number of Single Family and Condo closed sales in the MLS. The number of units sold for December 2022 is **down -28.69%** compared to December 2021.
- 2) **Single Family and Condo - Average Price** – shows the average price of Single Family and Condo closings in the MLS. The average sales price for December 2022 is **up +4.86%** compared to December 2021.
- 3) **Single Family and Condo - Median Price** – shows the median price of Single Family and Condo closings in the MLS. The median sales price for December 2022 is **up +4.35%** compared to December 2021.
- 4) **Residential - Active Inventory** – snapshot of the active inventory on the 1st business day of each month. The inventory for December 2022 is **up +10.16** compared to December 2021.
- 5) **Single Family and Condo - New Listings** – shows the # of new listings entered into MLS for a given month, no matter the current status. New listings for December 2022 are **down -16.76%** compared to December 2021.
- 6) **Single Family and Condo - New Pending** – shows the number of Single Family and Condo new pending sales reported in the MLS, no matter the current status. Pending sales for December 2022 are **down -24.35%** compared to December 2021.
- 7) **Single Family and Condo - Average Days on Market (DOM)** – shows the average DOM of Single Family and Condo closings in the MLS. The average DOM is computed against the current list date of the property to when it changed to the pending status. It does not take into account if the property was previously listed. The average DOM for December 2022 is **up +23.53%** compared to December 2021.
- 8) **Single Family and Condo - New Pending vs Back on Market (BOM)** – shows the number of Single Family and Condo new pending sales reported in the MLS and the number of listings that went BOM.
- 9) **Single Family and Condo - Month's Supply** – shows the Single Family and Condo month's supply of inventory by dividing the inventory by the # of closings. The December 2022 month's supply is **1.16 months** compared to **.70 months** for December 2021. 5–6 month's supply represents a balanced market between buyers and sellers. Over 6 is a buyer's market; fewer than 5.5 is a seller's market.
- 10) **Single Family Homes Only - Existing Construction – Units Sold** - shows the # of closings for single family homes that have been previously occupied. Single Family, existing construction closings for December 2022 are **down -29.50%** compared to December 2021.
- 11) **Single Family Homes Only - New Construction Only - Units Sold** – shows the # of closings for single family homes that have never been occupied. Single Family, new construction closings for December 2022 are **down -19.23%** compared to December 2021.
- 12) **Single Family and Condo - Average SP / LP %** – shows the average sale price to list price % of Single Family and Condo closings in the MLS by month. The avg. SP / LP% is computed against the current list price of the property when it sold. It does not take into account if the property was previously listed at a higher list price.

****** In the News: COVID19 is still active as well as the Flu and Respiratory Viral Infections. Inflation is still a major concern and Interest Rates for December were around 6.5%.

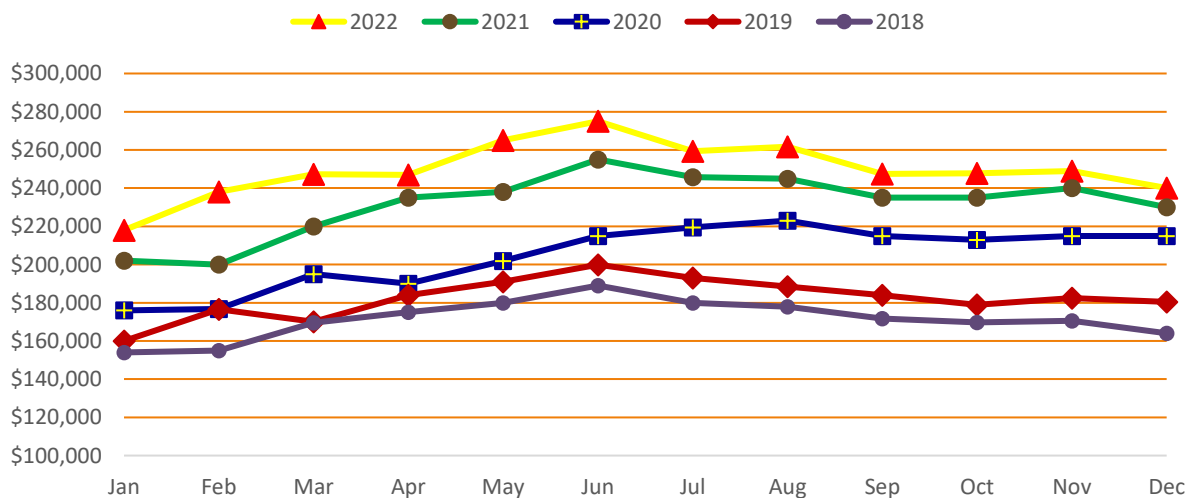
Single Family and Condo - Units Sold



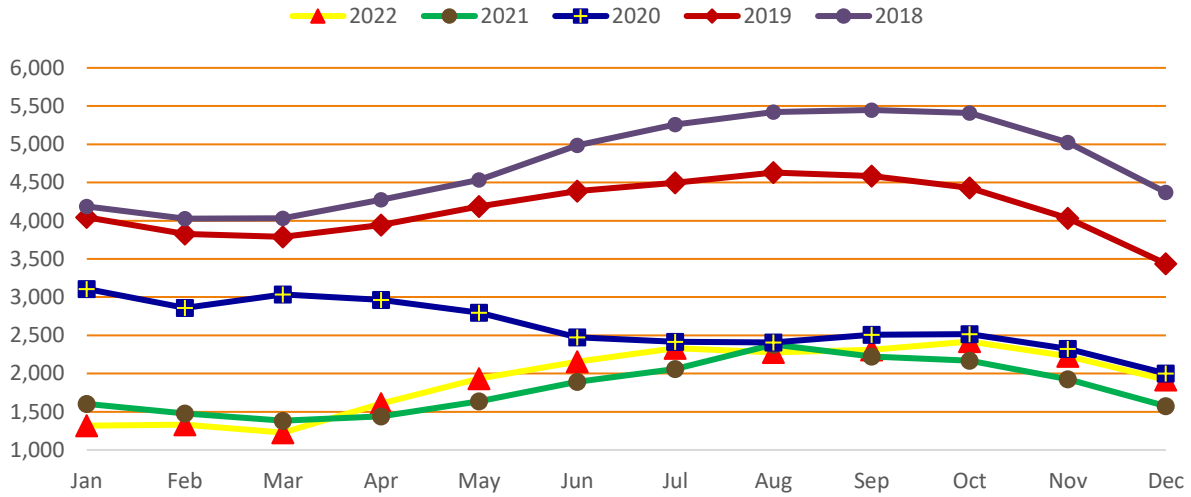
Single Family and Condo - Average Sale Price



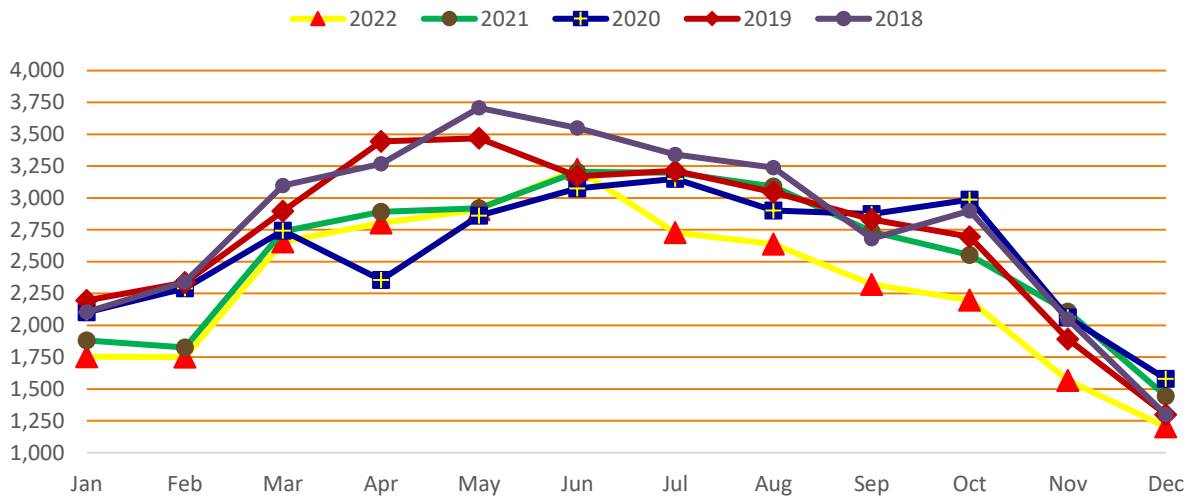
Single Family and Condo - Median Sale Price



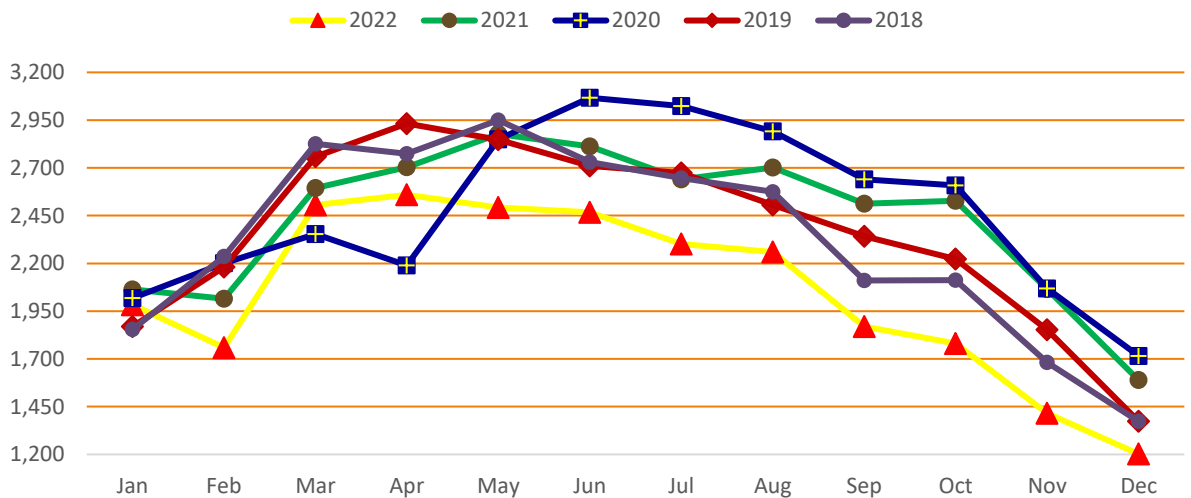
Residential Active Inventory



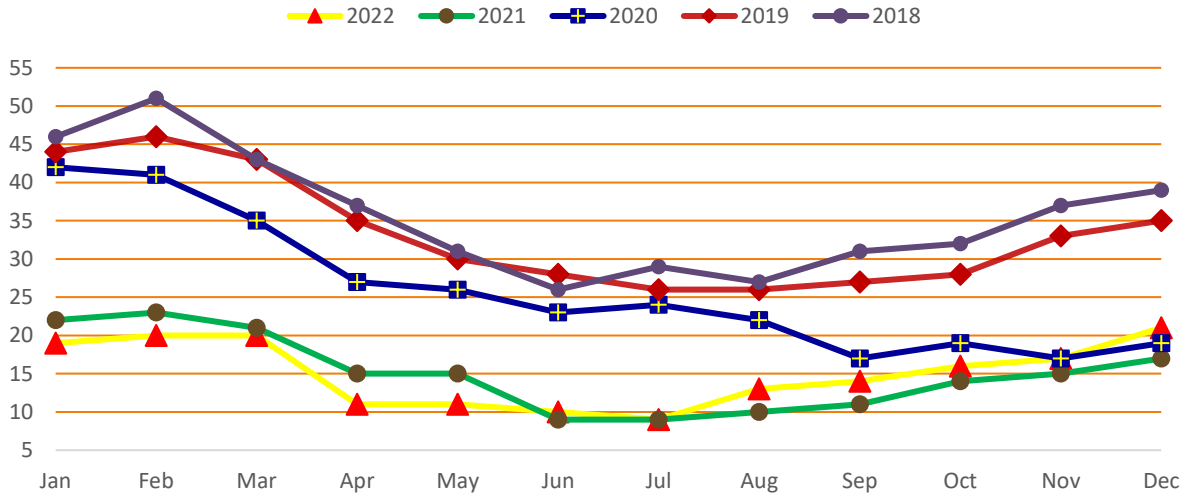
Single Family and Condos - New Listings



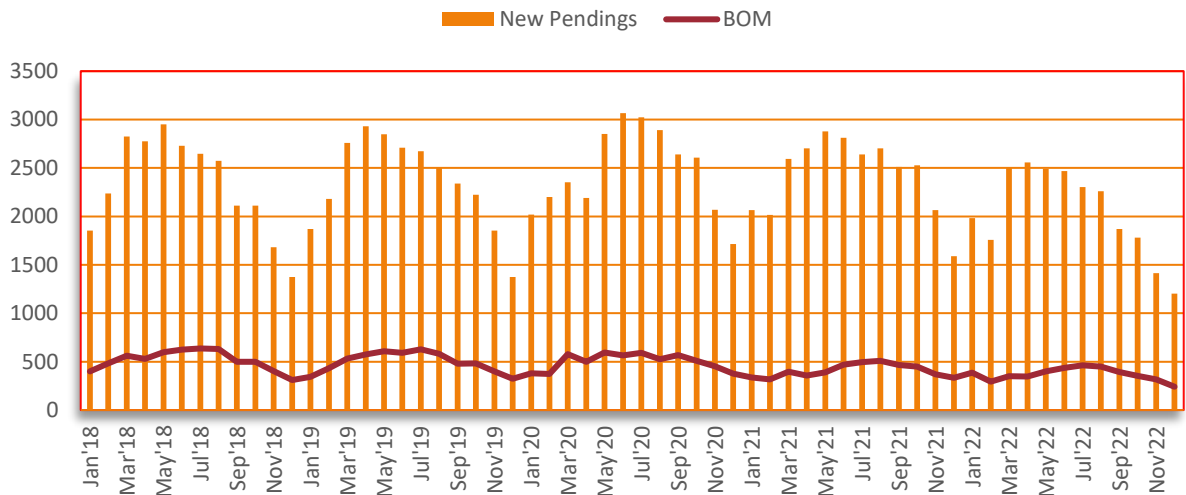
Single Family and Condos - New Pendings



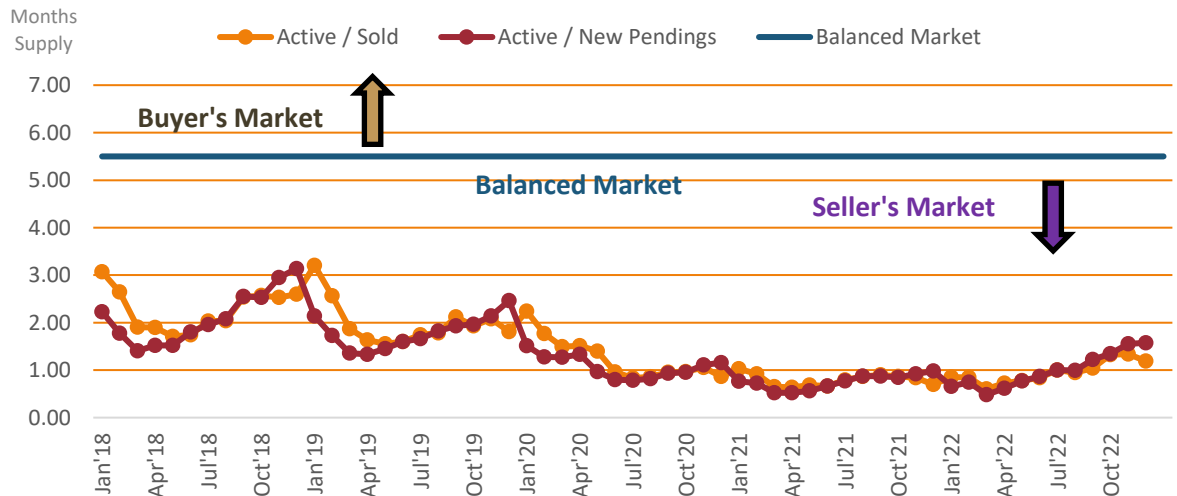
Single Family and Condos - Avg Days on Market



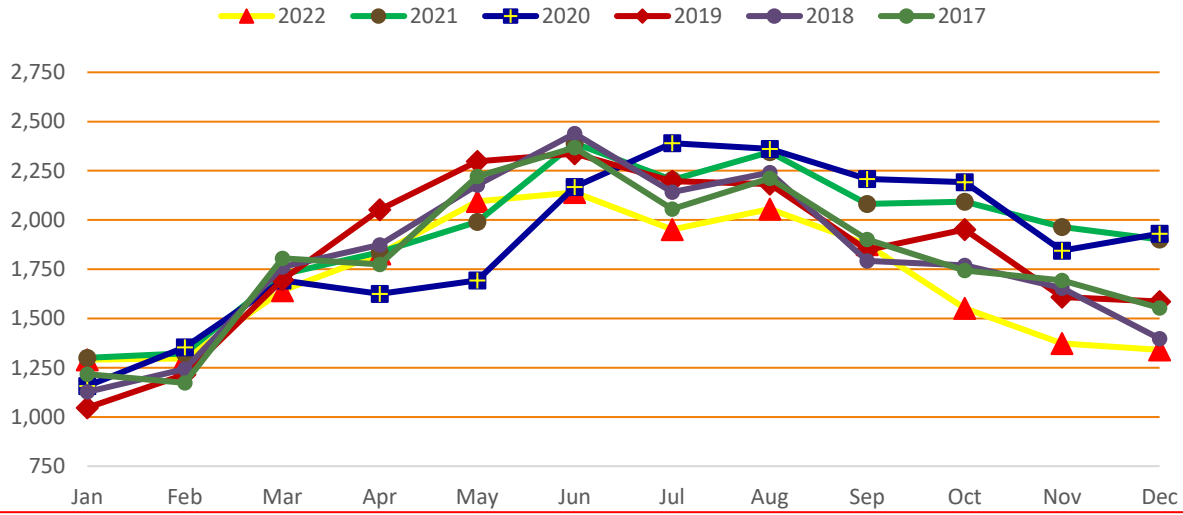
Single Family and Condo - New Pendings v BOM



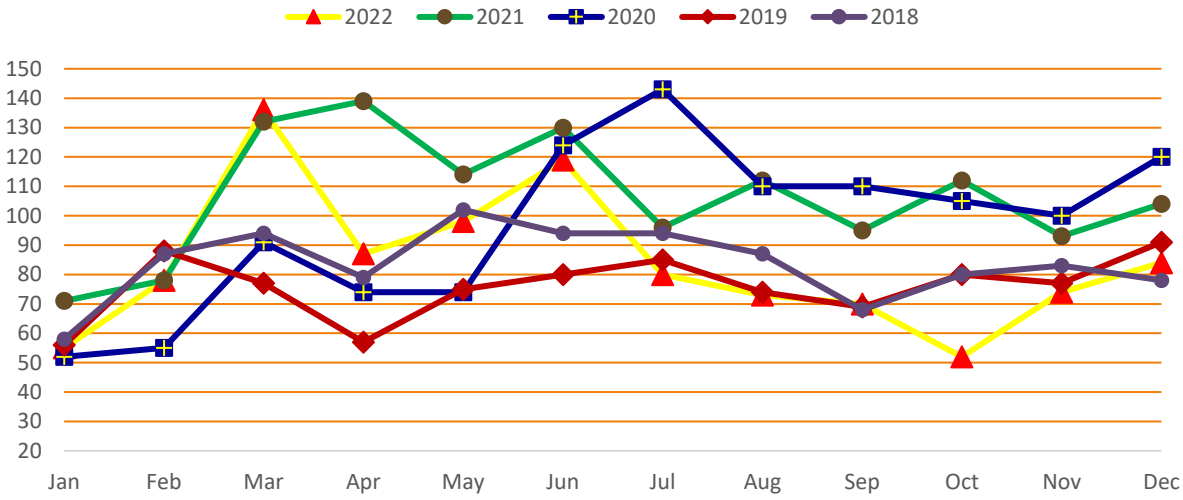
SF & C Months Supply of Inventory



Single Family Only - Existing Home Sales



Single Family Only - New Construction Sales



Single Family and Condo - % Sale Price to List Price

